

# **Sink Base Cabinet**


*Carcass:*

Lay sides A & I (Right & Left side panel) face down so the holes show


Insert side posts to plastic holders

The height of the pins should be 1 ¼" from the flat surface

Also attach hinge side mount to A & I



Screw piece K (front panel) onto B (Front support panel)



Attach the following pieces to A and cam lock into place.

Insert C (bottom panel) to bottom of A

Attach H (Toe kick) groove up to front right corner underneath C


E (back lower support) to back right corner underneath C

E (back upper support) & D (Top back panel) to top left corner, the grooves will connect together

Slide in F (Back panel) to D and C

Attach the B that has K screwed on to A

Lastly attach I to the dowels showing, cam lock, and stand unit up



Attach hinges to doors then clip onto hinge side mount, adjust doors as needed

