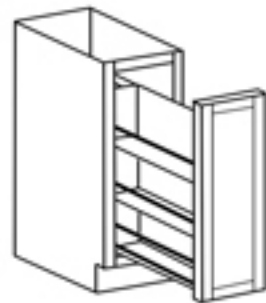


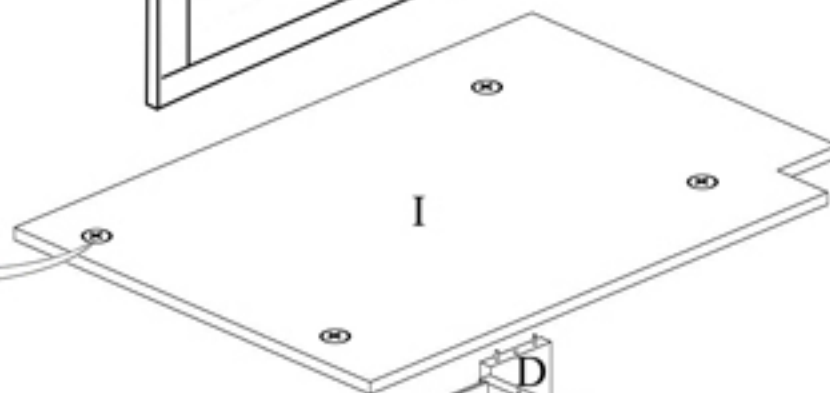
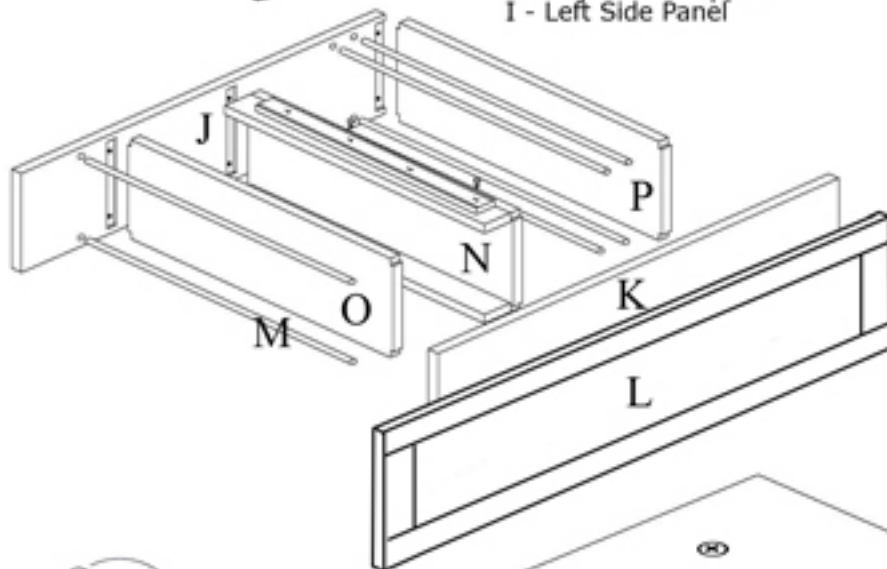
FRAMELESS SPICE RACK

3/4" Plywood Construction Box

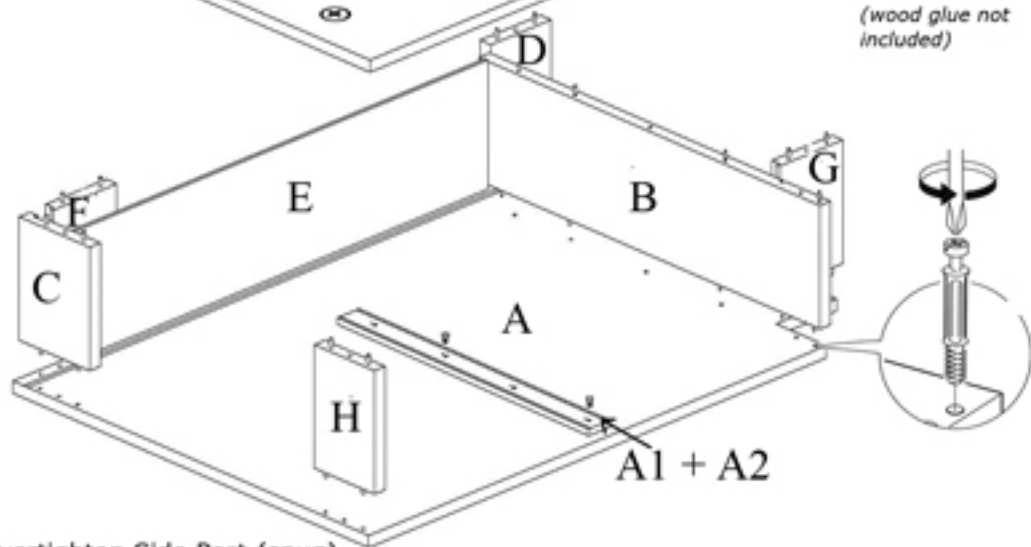


CABINET COMPONENTS:

- | | |
|------------------------|--------------------------|
| A - Right Side Panel | J - Pull Out Back Panel |
| A1 + A2 - Sliders | K - Pull Out Front Panel |
| B - Bottom Panel | L - Door |
| C - Top Back Panel | M - Side Bars |
| D - Back Lower Support | N - Middle Rack |
| E - Back Panel | O - Top Rack |
| F - Back Upper Support | P - Bottom Rack |
| G - Toe Kick | |
| H - Top Front Support | |
| I - Left Side Panel | |



white glue applied to each dowel and dove tail for stability
(wood glue not included)



- A. Do not overtighten Side Post (snug)
B. Glue Dowel

Note: **DO NOT USE A POWER DRILL.**